



## GECSNUM – CHANGE JOB / BATCH NAME UTILITY

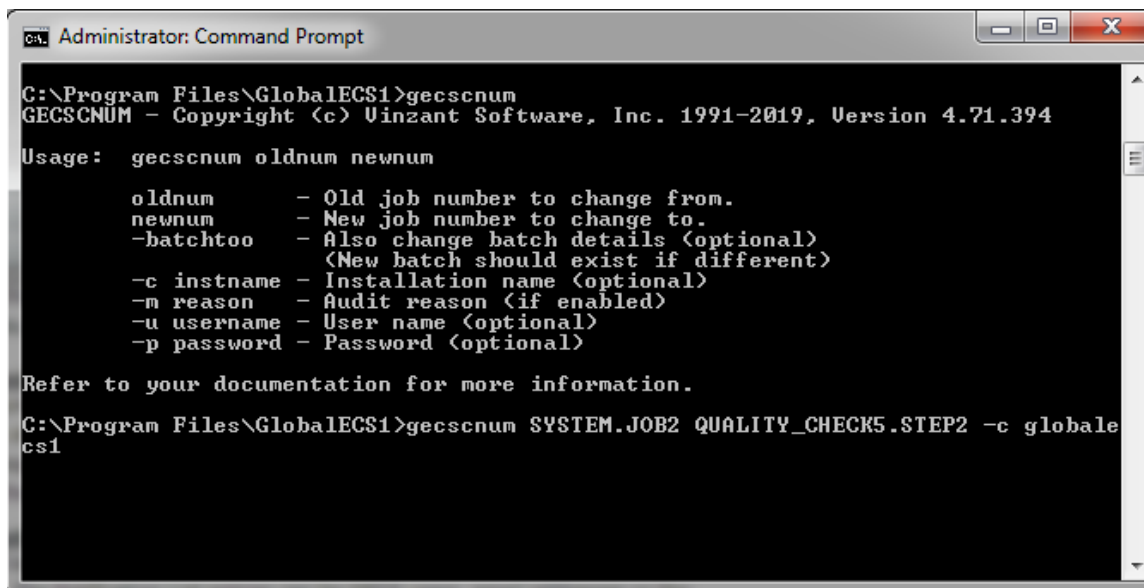
The change job name utility, GECSNUM, can be used to allow you to change the job name/number of an existing job and or batch. The program is run by entering:

```
GECSNUM oldjobname newjobname [-BATCHTOO] [-C instname]
```

The oldjobname should be populated with the old job name to change from and the newname should be populated with the new job name to change to. This first example assumes the job was created using the “Jobs” folder in the Administrator or a WRK file. -c should be followed by your GlobalECS Installation Name. Such as:

### GECSNUM SYSTEM.JOB2 QUALITY\_CHECK5.STEP2 -C GLOBALECS1

would change job number SYSTEM.JOB2 into a job named QUALITY\_CHECK5.STEP2



```
C:\Program Files\GlobaleCS1>gecsnum
GECSNUM - Copyright (c) Vinzant Software, Inc. 1991-2019, Version 4.71.394

Usage:  gecsnum oldnum newnum

        oldnum      - Old job number to change from.
        newnum      - New job number to change to.
        -batchtoo   - Also change batch details (optional)
                     (New batch should exist if different)
        -c instname - Installation name (optional)
        -m reason   - Audit reason (if enabled)
        -u username - User name (optional)
        -p password - Password (optional)

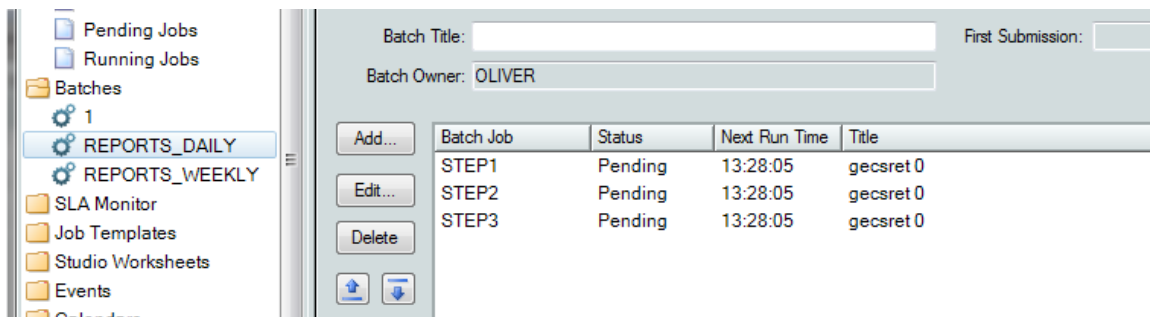
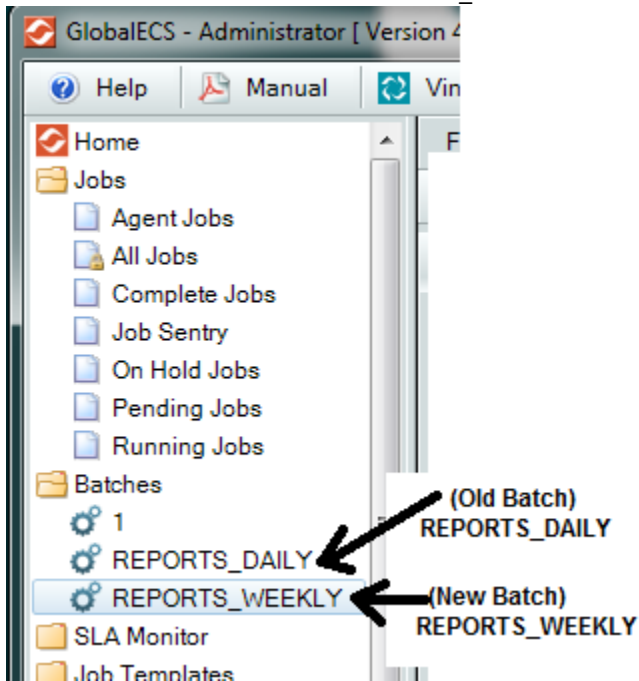
Refer to your documentation for more information.

C:\Program Files\GlobaleCS1>gecsnum SYSTEM.JOB2 QUALITY_CHECK5.STEP2 -c globalecs1
```

The optional **-BATCHTOO** parameter can be included to change the batch name or detail numbers associated with the batch jobs when the batch job was created using the “Batches” folder in the GECS Administrator. If the batch portion is being changed, the 'new' batch should be created before you run the GECSNUM utility to rename any batch details into the new batch.

In this example we will change the REPORTS\_DAILY batch which contains 3 batch job detail steps to REPORTS\_WEEKLY.

1. Create a New batch named REPORTS\_WEEKLY.



2. Run the GECSCNUM utility changing batch name REPORTS\_DAILY to REPORTS\_WEEKLY. For example:

```
C:\Program Files\GlobalECS1>gecsnum REPORTS_DAILY.STEP1 REPORTS_WEEEEKLY.STEP1 -batchtoo -c globalecs1
```

```
C:\Program Files\GlobalECS1>gecsnum REPORTS_DAILY.STEP2 REPORTS_WEEEEKLY.STEP2 -batchtoo -c globalecs1
```

```
C:\Program Files\GlobalECS1>gecsnum REPORTS_DAILY.STEP3 REPORTS_WEEEEKLY.STEP3 -batchtoo -c globalecs1
```

The GECSCNUM program is a Windows program that is installed with the Controller/System Manager.